





NEW ETHEREA R32 GAS. THE LATEST GENERATION OF AIR CONDITIONING

- New built-in WLAN for smartphone control option
- Highest energy class A+++/A+++*
- New nanoe™ X air-purifying technology
- New wireless remote controller
- Slim and elegant design

* Highest energy rank from A+++ to D in models CU-Z25VKE and CU-Z35VKE



ETHEREA STYLISH AND OUTSTANDING FEATURES

1 Built-in WLAN

New Etherea comes ready to connect to internet for smartphone control with Panasonic Comfort Cloud App. Control, monitor, schedule via the easy to use interface.

3 New infrared control

Enjoy innovative design at your fingertips with the new stylish and sleek Backlit Sky Controller. Bigger screen and easier to use.

4 Simple but elegant design

We have redesigned the indoor unit to better suit European interiors. The new design is simple, clean and elegant and available in white matt or silver finishes.

2 Even cleaner air with nanoe™ X

New nanoe™ X is and provides outstanding air purifying bringing much higher performance for better indoor air quality, compared with previous Etherea models.



Enjoy innovative design at your fingertips with the new stylish and sleek Backlit Sky Controller

With fast access to key operations and a smooth gliding cover revealing more options, controlling your settings has become simple and intuitive. Fits comfortably in your hand.

Backlit LED screen

Adjust your settings even in a dark room thanks to backlit screen.

Distinctive sliding cover

A smooth sliding cover does not only enhance the remote's clean lines, but keeps the buttons free from dirt and smudges.

Precise temperature control

Enjoy more precise temperature regulation and experience greater comfort thanks to the Sky Controller's 0,5°C temperature control.




Etherea with R32 Refrigerant Gas. An innovative refrigerant in every way imaginable: it is easy to install, and compared to other refrigerants, such as R410a, it has a lower environmental impact and saves energy.

— ETHEREA —

Performance: highest energy class

Original Panasonic Inverter technology and a high performance compressor ensures Etherea delivers top-class operating efficiency. This lets you enjoy lower electricity bills while contributing to environmental protection.

Reaching up to A+++ in heating and cooling in a scale from A+++ to D.



nanoe™ X. Quality air for life

nanoe™ X contains 10 times¹ more OH radicals

The newly developed nanoe™ X device produces 10x times more OH radicals (4800 billion)¹ than regular nanoe™ device. Greater amounts of OH radicals contained in nanoe™ X lead to outstanding effects in bacteria, viruses and allergens inhibition as well as deodorisation. A fresher and cleaner home awaits you.

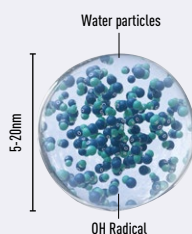
Get the best for your health with Etherea and nanoe™ X

Using nanoe™ X with nano-technology, nano-sized electrostatic atomised water particles purify the air in the room. It works effectively on airborne and adhesive micro-organisms such as certain types of bacteria, viruses and mould thus ensuring a cleaner living environment.

1) Based on Panasonic test



4800 Billion
OH Radicals /
Per second




How nanoe™ X keeps air fresh and clean



nanoe™ X reaches bacteria.



OH radicals take away hydrogen from bacteria.



OH radicals transform hydrogen in bacteria to water and inhibit bacterial activity.

Etherea: beautifully designed, inside and out

The Etherea has an astonishingly slim design:

A breakthrough design that combines beautifully with the most modern environments. Selecting high quality materials and finishing for a refined design. Etherea range is available in an elegant metallic silver or pure white matt.

Perfect inside thanks:

- Aerowings to control air draft direction
- Mild Dry Cooling: prevent a rapid decrease in room humidity
- Super Quiet! Only 19dB(A), equivalent to night-time in the countryside
- Powerful airflow to quickly reach the desired temperature

New Wall Mounted Etherea Inverter+ Silver / Pure White Matt • R32 GAS



Kit Silver			KIT-XZ20-VKE	KIT-XZ25-VKE	KIT-XZ35-VKE	—	KIT-XZ50-VKE	—
Kit Pure White Matt			KIT-Z20-VKE	KIT-Z25-VKE	KIT-Z35-VKE	KIT-Z42-VKE	KIT-Z50-VKE	KIT-Z71-VKE
Cooling capacity	Nominal (Min - Max)	kW	2,05 [0,75 - 2,40]	2,50 [0,85 - 3,20]	3,50 [0,85 - 4,00]	4,20 [0,85 - 5,00]	5,00 [0,98 - 6,00]	7,10 [0,98 - 8,50]
Cool. seasonal efficiency SEER & energy rank ²⁾			7,50 A++	8,50 A+++	8,50 A+++	6,90 A++	7,90 A++	6,50 A++
Heating capacity	Nominal (Min - Max)	kW	2,80 [0,70 - 4,00]	3,40 [0,80 - 5,00]	4,00 [0,80 - 5,50]	5,30 [0,80 - 6,80]	5,80 [0,98 - 8,00]	8,60 [0,98 - 10,20]
Heat. seasonal efficiency SCOP & energy rank ²⁾			4,70 A++	5,10 A+++	5,10 A+++	4,00 A+	4,70 A++	4,20 A+
Indoor unit Silver			CS-XZ20VKEW	CS-XZ25VKEW	CS-XZ35VKEW	—	CS-XZ50VKEW	—
Indoor unit Pure White Matt			CS-Z20VKEW	CS-Z25VKEW	CS-Z35VKEW	CS-Z42VKEW	CS-Z50VKEW	CS-Z71VKEW
Power source		V	230	230	230	230	230	230
Air volume	Cool / Heat	m³/min	9,9/10,7	10,2/11,2	11,0/12,0	11,2/12,0	19,1/20,5	19,8/21,5
Moisture removal volume		L/h	1,3	1,5	2,0	2,4	2,8	4,1
Sound pressure ⁴⁾	Cool (Hi / Lo / Q-Lo)	dB(A)	37/24/19	39/25/19	42/28/19	43/31/25	44/37/30	47/38/30
	Heat (Hi / Lo / Q-Lo)	dB(A)	38/25/19	41/27/19	43/33/19	43/35/29	44/37/30	47/38/30
Dimension ⁵⁾ / Net weight	H x W x D	mm / kg	295 x 919 x 194 / 9	295 x 919 x 194 / 10	295 x 919 x 194 / 10	295 x 919 x 194 / 10	302 x 1120 x 236 / 12	302 x 1120 x 236 / 13
Outdoor unit			CU-Z20VKE	CU-Z25VKE	CU-Z35VKE	CU-Z42VKE	CU-Z50VKE	CU-Z71VKE
Air volume	Cool / Heat	m³/min	26,9/24,1	28,7/27,2	30,6/30,6	31,3/30,9	39,8/36,9	44,7/45,8
Sound pressure ⁴⁾	Cool / Heat (Hi)	dB(A)	45/46	46/47	48/50	49/51	47/47	52/54
Dimension ⁵⁾ / Net weight	H x W x D	mm / kg	542 x 780 x 289 / 27	542 x 780 x 289 / 31	542 x 780 x 289 / 31	619 x 824 x 299 / 31	695 x 875 x 320 / 42	695 x 875 x 320 / 50
Pipe length range		m	3 ~ 15	3 ~ 15	3 ~ 15	3 ~ 15	3 ~ 30	3 ~ 30
Elevation difference (in/out) ⁶⁾		m	15	15	15	15	15	20
Refrigerant (R32)		kg/TCO ₂ Eq.	0,70 / 0,473	0,85/0,574	0,85/0,574	0,89 / 0,601	1,15 / 0,776	1,37/0,925
Operating range	Cool Min ~ Max	°C	-10 ~ +43	-10 ~ +43	-10 ~ +43	-10 ~ +43	-10 ~ +43	-10 ~ +43
	Heat Min ~ Max	°C	-15 ~ +24	-15 ~ +24	-15 ~ +24	-15 ~ +24	-15 ~ +24	-15 ~ +24

Accessories

CZ-CAPRA1 RAC interface adapter for integration into P Link

Accessories

CZ-RD514C Wired remote controller for Wall Mounted and Floor Console

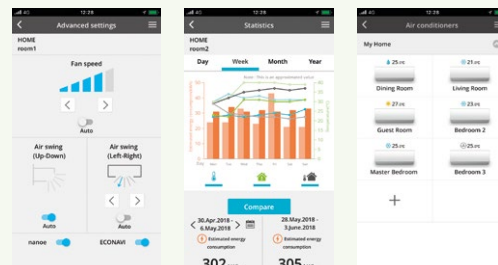
1) EER and COP calculation is based in accordance with EN14511. 2) Energy Label Scale from A+++ to D. 3) The annual energy consumption is calculated in accordance to EU/626/2011. 4) The sound pressure of the units shows the value measured of a position 1m in front of the main body and 0,8m below the unit. The sound pressure is measured in accordance with Eurovent 6/C/006-97 specification. Q-Lo: Quiet mode. Lo: The lowest fan speed. 5) Add 70mm for piping port. 6) When installing the outdoor unit at a higher position than the indoor unit.

* Tentative data.

New Panasonic Comfort Cloud. More than a control in your phone.

Advanced smartphone control for domestic range.

Control air to air heat pump operation with Panasonic Comfort Cloud plus additional functions only available through the Cloud from wherever and whenever. One user can manage up to 200 units and also set up different user and rights. Also energy monitoring is possible giving the chance to learn how to reduce operating costs even further.



R32

A+++
8,50 SEER

A+++
5,10 SCOP

INVERTER+

R2 ROTARY COMPRESSOR

nanoeX

19dB(A)

HUMIDITY CONTROL MILD DRY

AEROWINGS

R22/R410A RENEWAL

INTEGRATION TO P LINK

BUILT-IN WLAN

BMS CONNECTIVITY

Our heat pumps containing the refrigerant R32 show a drastic reduction in the value of Global Warming Potential (GWP) compared with R410a refrigerant.

Seasonal efficiency in cooling will bring you saving all year while heating. Energy efficiency rank from A+++ to D.

Seasonal efficiency in heating will bring you saving all year while heating. Energy efficiency rank from A+++ to D.

Inverter Plus System classification highlight the Panasonic highest performing systems

Panasonic R2 Rotary Compressor. Designed to withstand extreme conditions, it delivers high performance and efficiency.

nanoe™ X helps you deodorise, inhibit certain growth of bacteria and viruses that are harmful to you and your family's general well-being.

With Super Quiet technology our devices are much more quiet than a library (30dB(A)).

The Perfect Humidity Air controls the humidity level in the air to prevent over-dryness.

More comfort with Aerowings. Direct airflow to ceiling to create shower cooling effect by twin flap built in indoor.

The Panasonic renewal system allows good quality existing R410A or R22 pipe work to be re-used whilst installing new high efficiency R32 systems.

The communication port can be integrated into the indoor unit and provides easy connection to, and control of, your Panasonic heat pump to your home or building management system.

This unit is ready to connect to internet and be managed by smartphone, with a powerful and user friendly App to manage the comfort wherever you are.

Communication port to integrate the unit to home and building management systems most known standards.

SEER and SCOP: For KIT-XZ25-VKE, KIT-XZ35-VKE, KIT-Z25-VKE and KIT-Z35-VKE. SUPER QUIET: For KIT-XZ20-VKE, KIT-XZ25-VKE, KIT-XZ35-VKE, KIT-Z20-VKE, KIT-Z25-VKE and KIT-Z35-VKE. INTERNET CONTROL: Built-in WLAN.

Panasonic®

To find out how Panasonic cares for you, log on to: www.aircon.panasonic.eu

Panasonic Marketing Europe GmbH
Panasonic Air Conditioning
Hagenauer Strasse 43, 65203 Wiesbaden, Germany

heating & cooling solutions