

Air Conditioning

Product Information

PSA-RP R410A
Power Inverter Heat Pump
Floor Standing System

Making a
World of
Difference

Mr.SUM.



The **PSA-RP Power Inverter** range is a floor standing system that blends a host of outstanding features with a sophisticated streamlined design. Offering high seasonal efficiency, advanced control options and quiet operation, this range provides extreme flexibility and ease of installation.

Key Features

- Built in controller
- Space saving
- Quick and easy installation
- Compact body / minimal footprint



Cooling | Heating | Ventilation | Controls



Air Conditioning

Product Information

PSA-RP R410A Power Inverter Heat Pump Floor Standing System

Making a
World of
Difference



PSA-RP - INDOOR UNITS		PSA-RP71KA	PSA-RP100KA	PSA-RP100KA	PSA-RP125KA	PSA-RP125KA	PSA-RP140KA	PSA-RP140KA
CAPACITY (kW)	Heating (nominal)	7.6 (3.5-10.2)	11.2 (4.5-14.0)	11.2 (4.5-14.0)	14.0 (5.0-16.0)	14.0 (5.0-16.0)	16.0 (5.7-18.0)	16.0 (5.7-18.0)
	Cooling (nominal)	7.1 (3.3-8.1)	9.5 (4.9-11.4)	9.5 (4.9-11.4)	12.5 (5.5-14.0)	12.5 (5.5-14.0)	13.4 (6.2-15.0)	13.4 (6.2-15.0)
	Heating (UK)	6.45 (3.0-8.65)	9.5 (3.85-11.9)	9.5 (3.85-11.9)	11.9 (4.25-13.6)	11.9 (4.25-13.6)	13.6 (4.84-15.3)	13.6 (4.84-15.3)
	Cooling (UK)	6.55 (3.05-7.45)	9.2 (4.5-10.5)	9.2 (4.5-10.5)	11.4 (5.05-12.9)	11.4 (5.05-12.9)	12.3 (5.7-13.8)	12.3 (5.7-13.8)
SHF (nominal)		0.75	0.73	0.73	0.72	0.72	0.71	0.71
COP / EER (nominal)		3.44 / 3.76	3.64 / 3.80	3.64 / 3.80	3.30 / 3.06	3.30 / 3.06	3.34 / 3.30	3.34 / 3.30
SCOP / SEER (BS EN14825)		4.0 / 6.3	4.0 / 5.6	4.0 / 5.5	4.0 / 5.0	4.0 / 4.9	4.4 / 5.3	4.4 / 5.3
ErP ENERGY EFFICIENCY CLASS Heating/Cooling		A+ / A++	A+ / A+	A+ / A	N/A	N/A	N/A	N/A
AIRFLOW (l/s)	Lo-Mi-Hi	333-367-400	417-467-500	417-467-500	417-467-517	417-467-517	417-467-517	417-467-517
PIPE SIZE mm (in)	Gas/Liquid	15.88 (5/8")/9.52 (3/8")	15.88 (5/8")/9.52 (3/8")	15.88 (5/8")/9.52 (3/8")	15.88 (5/8")/9.52 (3/8")	15.88 (5/8")/9.52 (3/8")	15.88 (5/8")/9.52 (3/8")	15.88 (5/8")/9.52 (3/8")
SOUND PRESSURE LEVEL (dBA)	Lo-Mi-Hi	40-42-44	45-49-51	45-49-51	45-49-51	45-49-51	45-49-51	45-49-51
SOUND POWER LEVEL (dBA)		60	65	65	66	66	66	66
DIMENSIONS (mm)	Width x Depth x Height (Grille)	600 x 360 x 1900	600 x 360 x 1900	600 x 360 x 1900	600 x 360 x 1900	600 x 360 x 1900	600 x 360 x 1900	600 x 360 x 1900
WEIGHT (kg)	Unit / Panel	46	46	46	46	46	48	48
ELECTRICAL SUPPLY		Fed by Outdoor Unit	Fed by Outdoor Unit	Fed by Outdoor Unit	Fed by Outdoor Unit	Fed by Outdoor Unit	Fed by Outdoor Unit	Fed by Outdoor Unit
FUSE RATING (BS88) - HRC (A)		6	6	6	6	6	6	6
INTERCONNECTING CABLE No. Cores		4	4	4	4	4	4	4
WIRED REMOTE CONTROLLER REFERENCE		PAR-21MAA	PAR-21MAA	PAR-21MAA	PAR-21MAA	PAR-21MAA	PAR-21MAA	PAR-21MAA

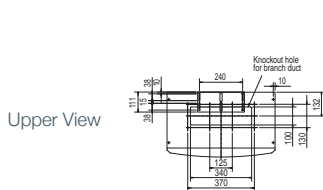
Note: When used with a Mr Slim Multi-Split system PSA-RP cannot be connected with indoor units of different types.

PUHZ-ZRP - OUTDOOR UNITS		PUHZ-ZRP71VHA2	PUHZ-ZRP100VKA3	PUHZ-ZRP100YKA3 ^③	PUHZ-ZRP125VKA3	PUHZ-ZRP125YKA3 ^③	PUHZ-ZRP140VKA3	PUHZ-ZRP140YKA3 ^③
SOUND PRESSURE LEVEL (dBA)	Heating/Cooling	48 / 47	51 / 49	51 / 49	52 / 50	52 / 50	52 / 50	52 / 50
SOUND POWER LEVEL (dBA)	Cooling	67	69	69	70	70	70	70
WEIGHT (kg)		70	116	123	116	125	118	131
DIMENSIONS (mm)	Width x Depth x Height	950 x 330 + 30 x 943	1050 x 330 + 40 x 1338	1050 x 330 + 40 x 1338	1050 x 330 + 40 x 1338	1050 x 330 + 40 x 1338	1050 x 330 + 40 x 1338	1050 x 330 + 40 x 1338
ELECTRICAL SUPPLY		220-240v, 50Hz	220-240v, 50Hz	380-415v, 50Hz	220-240v, 50Hz	380-415v, 50Hz	220-240v, 50Hz	380-415v, 50Hz
PHASE		Single	Single	Three	Single	Three	Single	Three
SYSTEM POWER	Heating/Cooling (nominal)	2.21 / 1.89	3.08 / 2.50	3.08 / 2.50	4.24 / 4.09	4.24 / 4.09	4.79 / 4.06	4.79 / 4.06
INPUT (kW)	Heating/Cooling (UK)	1.86 / 1.61	2.59 / 2.13	2.59 / 2.13	3.56 / 3.48	3.56 / 3.48	4.02 / 3.45	4.02 / 3.45
STARTING CURRENT (A)		6.0	12.0	4.0	12.0	4.0	12.0	4.0
SYSTEM RUNNING CURRENT (A)	Heating/Cooling [MAX]	8.79 / 7.76 [19.4]	11.58 / 11.62 [27.2]	4.54 / 4.55 [8.7]	16.39 / 17.23 [27.2]	6.27 / 6.57 [10.2]	20.92 / 19.41 [28.7]	7.87 / 7.34 [13.7]
FUSE RATING (BS88) - HRC (A)		25	32	16	32	16	40	16
MAINS CABLE No. Cores		3	3	5	3	5	3	3
MAX PIPE LENGTH (m)		50	75	75	75	75	75	75
MAX HEIGHT DIFFERENCE (m)		30	30	30	30	30	30	30
CHARGE REFRIGERANT (kg) / CO ₂ EQUIVALENT (t)	R410A (GWP 2088) - 30m	3.50 / 7.31	5.00 / 10.44	5.00 / 10.44	5.00 / 10.44	5.00 / 10.44	5.00 / 10.44	5.00 / 10.44
MAX ADDITIONAL REFRIGERANT (kg) / CO ₂ EQUIVALENT (t)	R410A (GWP 2088)	1.20 / 2.51	2.40 / 5.01	2.40 / 5.01	2.40 / 5.01	2.40 / 5.01	2.40 / 5.01	2.40 / 5.01

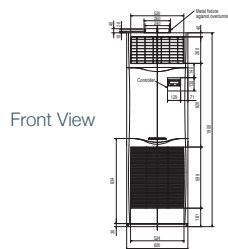
^③ Three Phase

PRODUCT DIMENSIONS

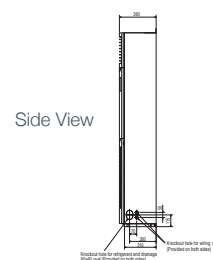
PSA-RP71/100/125/140KA



Upper View



Front View



Side View



Telephone: 01707 282880

email: air.conditioning@meuk.mee.com

web: airconditioning.mitsubishielectric.co.uk

UNITED KINGDOM Mitsubishi Electric Europe Living Environment Systems Division
Travellers Lane, Hatfield, Hertfordshire, AL10 8XB, England General Enquiries Telephone: 01707 282880 Fax: 01707 278881

IRELAND Mitsubishi Electric Europe Westgate Business Park, Ballymount, Dublin 24, Ireland
Telephone: Dublin (01) 419 8800 Fax: Dublin (01) 419 8890 International code: (003531)

Country of origin: United Kingdom – Japan – Thailand – Malaysia. ©Mitsubishi Electric Europe 2017. Mitsubishi and Mitsubishi Electric are trademarks of Mitsubishi Electric Europe B.V. The company reserves the right to make any variation in technical specification to the equipment described, or to withdraw or replace products without prior notification or public announcement. Mitsubishi Electric is constantly developing and improving its products. All descriptions, illustrations, drawings and specifications in this publication present only general particulars and shall not form part of any contract. All goods are supplied subject to the Company's General Conditions of Sale, a copy of which is available on request. Third-party product and brand names may be trademarks or registered trademarks of their respective owners.

Note: The fuse rating is for guidance only. Please refer to the relevant databook for detailed specification. It is the responsibility of a qualified electrician/electrical engineer to select the correct cable size and fuse rating based on current regulation and site specific conditions. Mitsubishi Electric's air conditioning equipment and heat pump systems contain a fluorinated greenhouse gas, R410A (GWP:2088), R32 (GWP:675), R407C (GWP:1774) or R134a (GWP:1430). *These GWP values are based on Regulation (EU) No 517/2014 from IPCC 4th edition. In case of Regulation (EU) No.626/2011 from IPCC 3rd edition, these are as follows: R410A (GWP:1975), R32 (GWP: 550), R407C (GWP:1650) or R134a (GWP:1300).



www.greengateway.mitsubishielectric.co.uk

Mitsubishi Electric UK's commitment to the environment

Follow us @meuk_Jes
Follow us @green_gateway

Mitsubishi Electric
Living Environment Systems UK

mitsubishielectric2

thehub.mitsubishielectric.co.uk

Effective as of September 2017